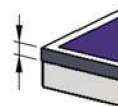
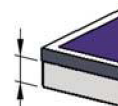


400
INDOOR



22mm

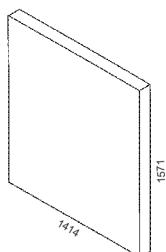


35mm

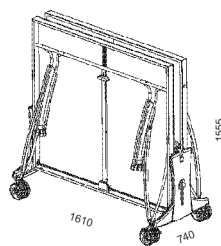
DSI



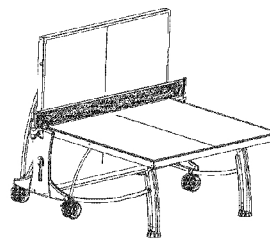
Réf 134900 Indoor Bleu / Blue



Outdoor: 100 kg

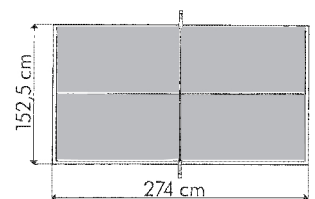


Outdoor: 88 kg

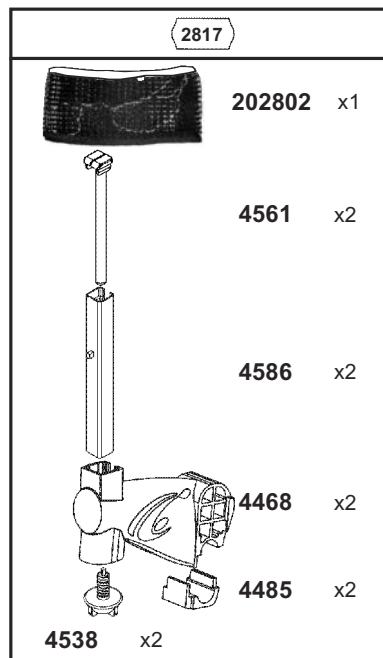
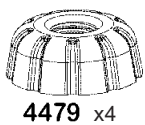
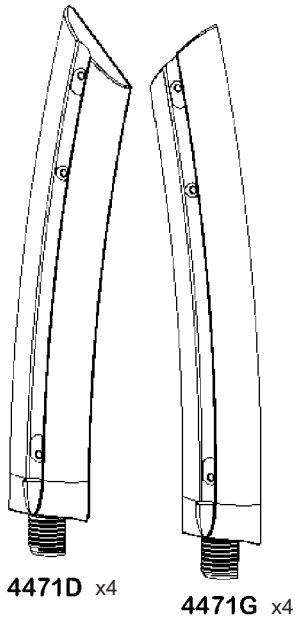
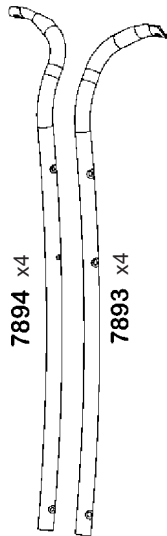

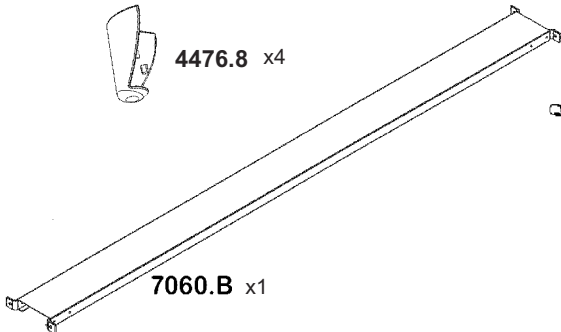
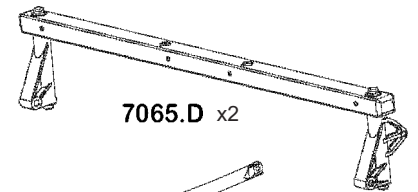
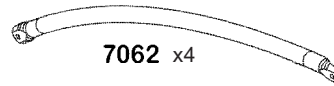
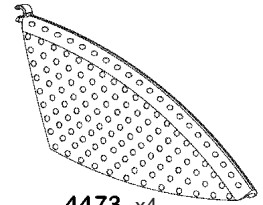
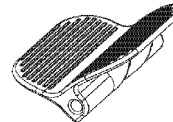
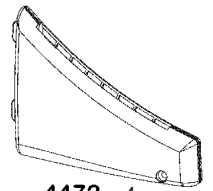
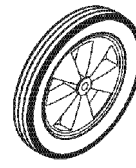
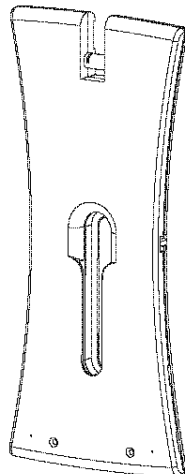
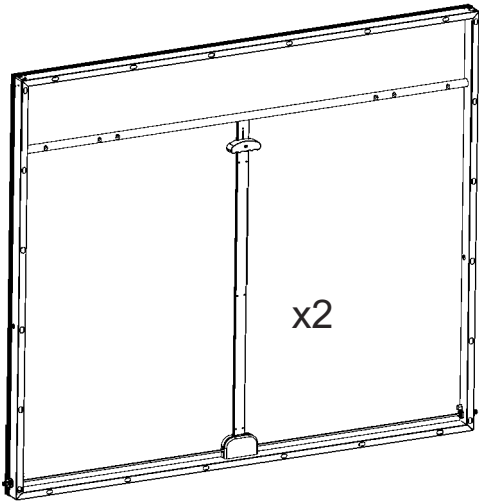









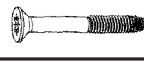







PLAY-BACK

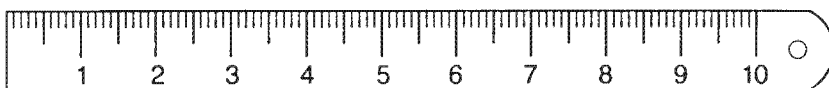
Norme EN 14468-1 (class C)




F	GB	D	NL	I	SP	P	GR	H	PL	RO	CZ	RU
NOTICE DE MONTAGE	ASSEMBLY INSTRUCTIONS	MONTAGEAN LEITUNG	MONTAGE AANWIJZINGEN	ISTRUZIONI DI MONTAGGIO	INSTRUCCIONES DE MONTAJE	FOLHETO DE MONTAGEM	ΟΔΗΓΙΕΣ ΣΥΝΑΡΜΟΛΟΓΗΣΗΣ	ÖSSZESZERELÉSI UTASÍTÁS	DOKUMENTACJA MONTAŻU	INSTRUCȚIUNI DE MONTARE	MONTÁŽNÍ NÁVOD	ИНСТРУКЦИЯ ПО СБОРКЕ
DOCUMENT À CONSERVER	PLEASE KEEP FOR FUTURE REFERENCE	DAS DOCUMENT IST AUFZUBEWAHREN	GOED BEWAREN	DOCUMENTO DA CONSERVARE	DOCUMENTO A CONSERVAR	DOCUMENTO A CONSERVAR	ΕΓΓΡΑΦΟ ΝΑ ΦΥΛΑΧΘΕΙ	MEGŐRZENDŐ DOKUMENTUM	ZACHOWAJ TEN DOKUMENT	DOCUMENT CE TREBUIE PĂSTRAT	TENTO DOKUMENT PEČLIVĚ USCHOVEJTE	ДОКУМЕНТ СЛЕДУЕТ СОХРАНИТЬ



2754	
<p>1121X4</p>  <p>Ø8 1121 x4</p>	<p>1292X4</p>  <p>Ø6x15x15 1292 x4</p>
<p>1033X4</p>  <p>Ø8x80 1033 x4</p>	<p>1830X12</p>  <p>Ø6x35 1830 x12</p>
<p>1140X8</p>  <p>Ø6 1140 x8</p>	<p>1296X4</p>  <p>Ø6x15x21 1296 x4</p>
<p>1838X4</p>  <p>Ø6x80 1838 x4</p>	<p>1900X8</p>  <p>Ø6x74 1900 x8</p>
<p>1120X24</p>  <p>Ø6 1120 x24</p>	<p>1844X4</p>  <p>Ø6x110 1844 x4</p>
<p>2343X1</p>  <p>2343 x1</p>	<p>1843X4</p>  <p>Ø6x90 1843 x4</p>
<p>1402X2</p>  <p>Ø4x20 1402 x2</p>	<p>2204X2</p>  <p>2204 x2</p>
	<p>1374X4</p>  <p>Ø4.2x19 1374 x4</p>





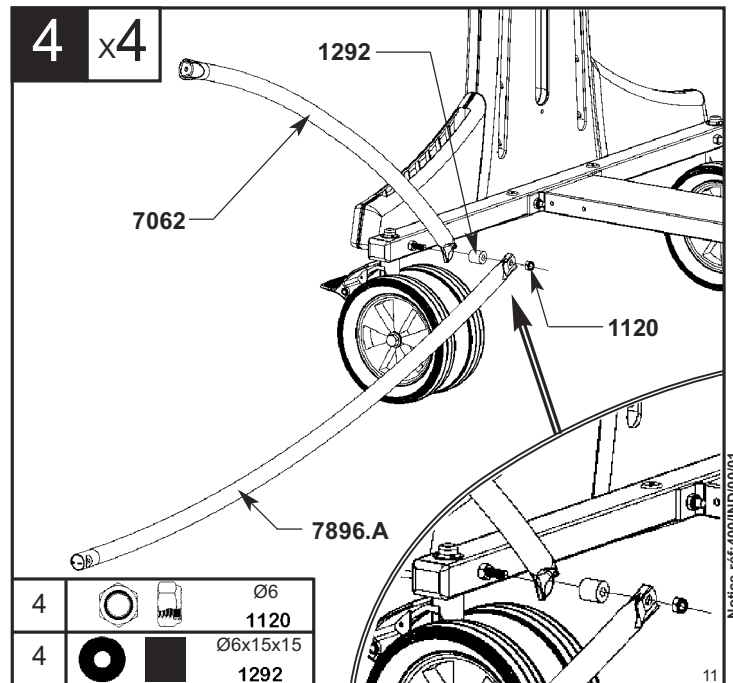
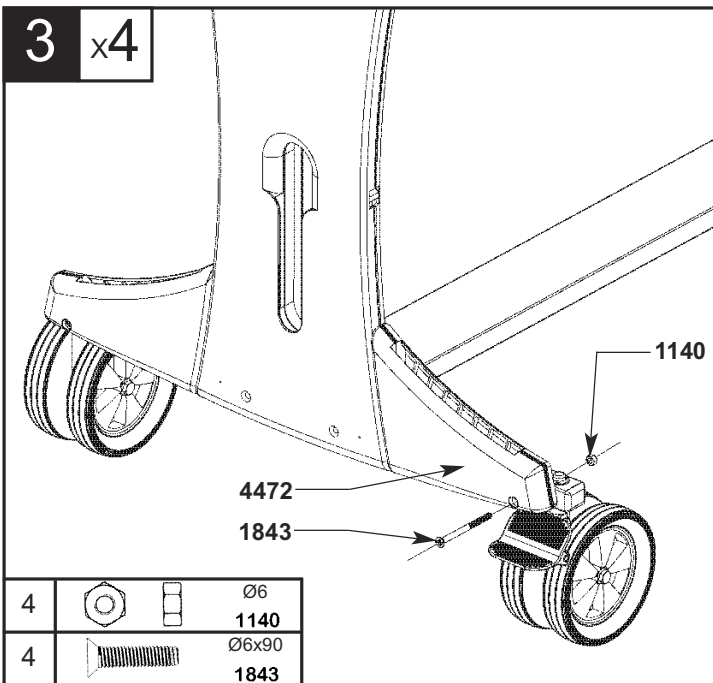
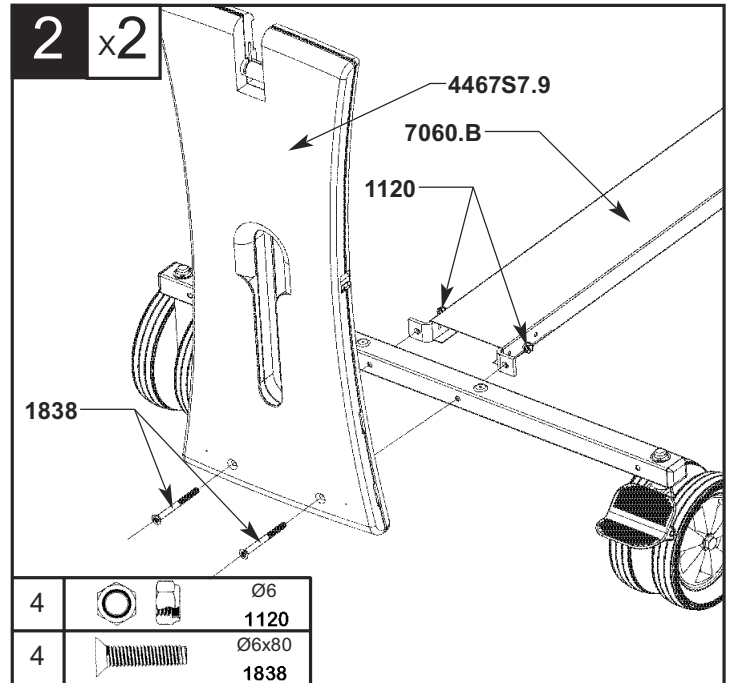
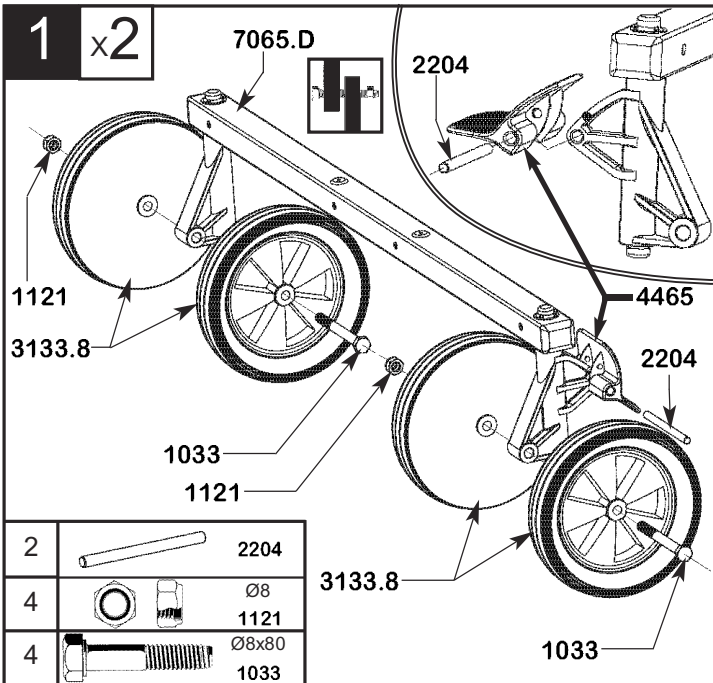
Montage de toutes les phases à 2 personnes. - Assembly during all stages with 2 people. - Für die Montage sind 2 Personen von Vorteil. - Montage van alle fasen met 2 personen. - Il montaggio richiede 2 persone in tutte le fasi. - Montaje de todas las fases a 2 personas. - Montagem de todas as fases com 2 pessoas - Συναρμολόγηση όλων των φάσεων με 2 άτομα - Minden összeszerelési szakaszt 2 személynek kell elvégezni - Montaż wszystkich etapów przez 2 osoby - Toate etapele de montare trebuie realizate de către 2 persoane - Všechny montážní kroky musejí provádět 2 osoby. - Сборка на всех стадиях должна производиться 2 лицами.



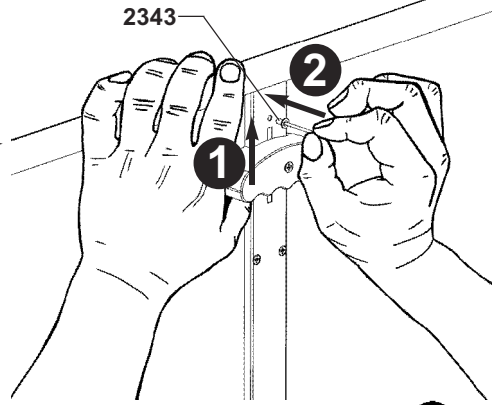
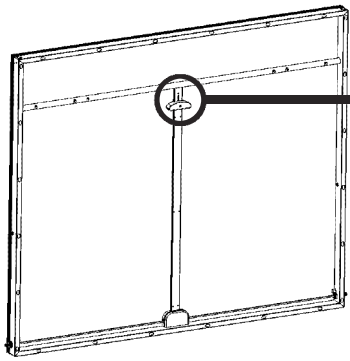
Laisser du jeu - Leave a little play - Es ist ein Spiel zu lassen - Laat wat speling - Lasciare del gioco - Dejar holgura - Deixar folga - Λασκάρετε - Hagyjon egy kis játékot - Pozostaw przerwę - Abandonarea/Cedarea jocului - Nechejte dostatečnou vůli. - Оставить зазор



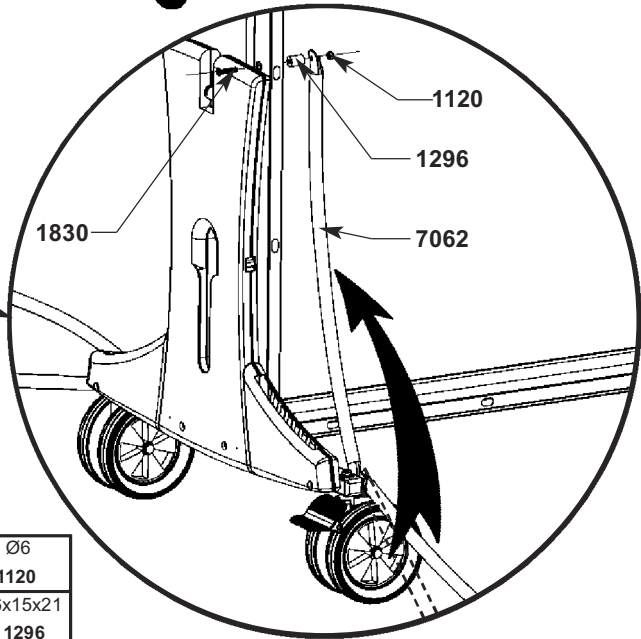
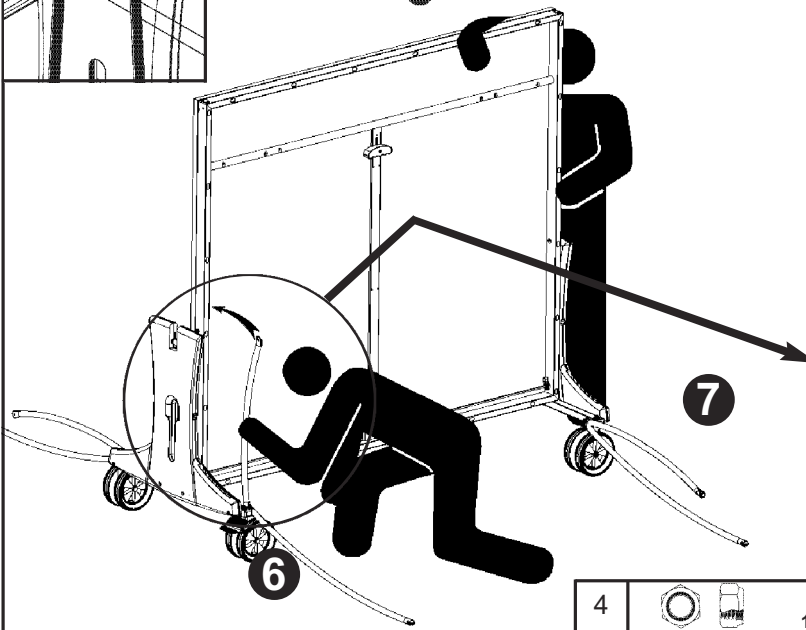
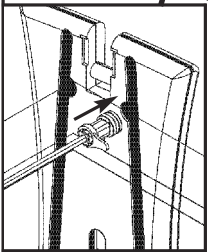


Repetir l'opération (x) fois - Repeat operation (x) times - Wiederholen Sie diesen Vorgang (x) mal - deze handeling (x) maal herhalen - Operazione da ripetere (x) volte - Repetir la operacion (x) veces - Repetir a operação (x) vezes - Επαναλαμβάνετε τη πράξη (x) φορές - Ismételve meg a műveletet (x) alkalommal - Powtórz czynność (x) razy - Repetați operațiunea de (x) ori - Operaci (x) krát opakujte. - Повторить операцию (x) раз



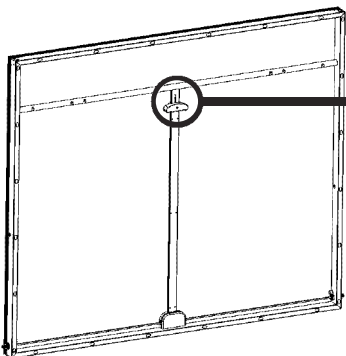
5 x2



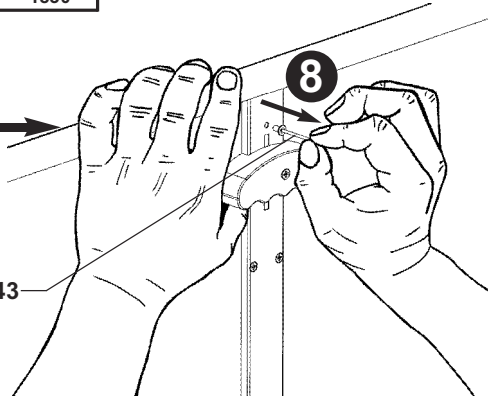
2343



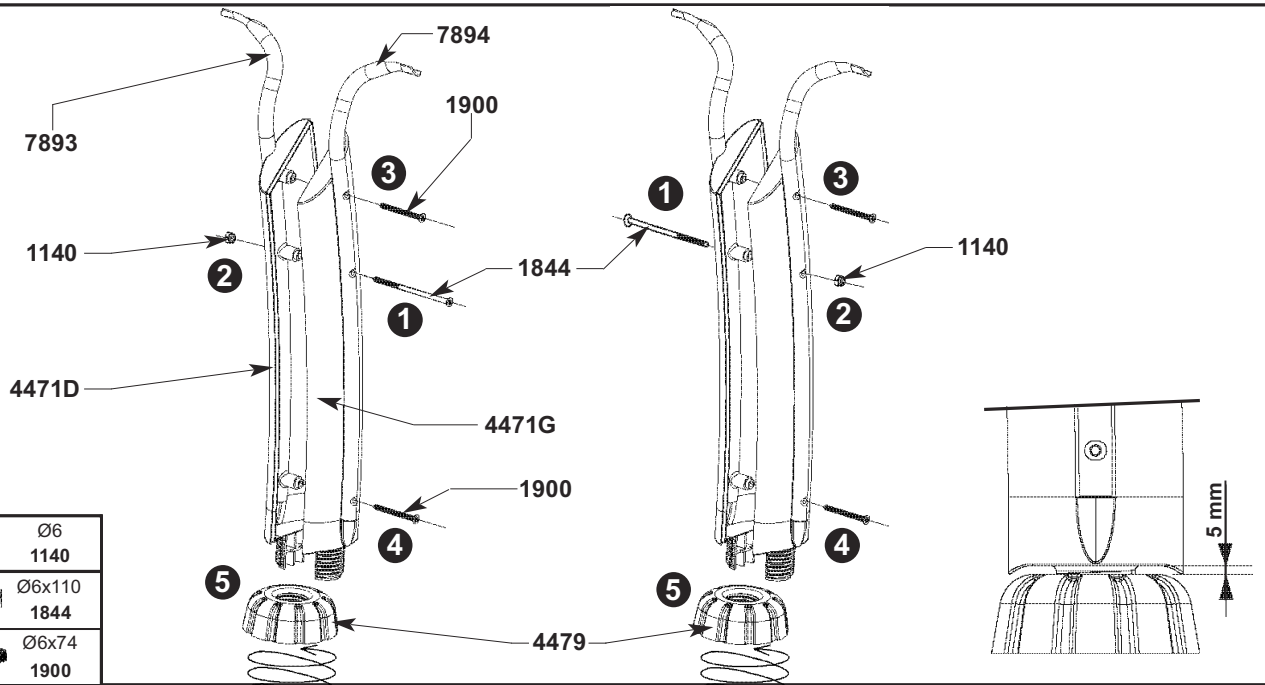
4		Ø6 1120
4		Ø6x15x21 1296
4		Ø6x35 1830



2343

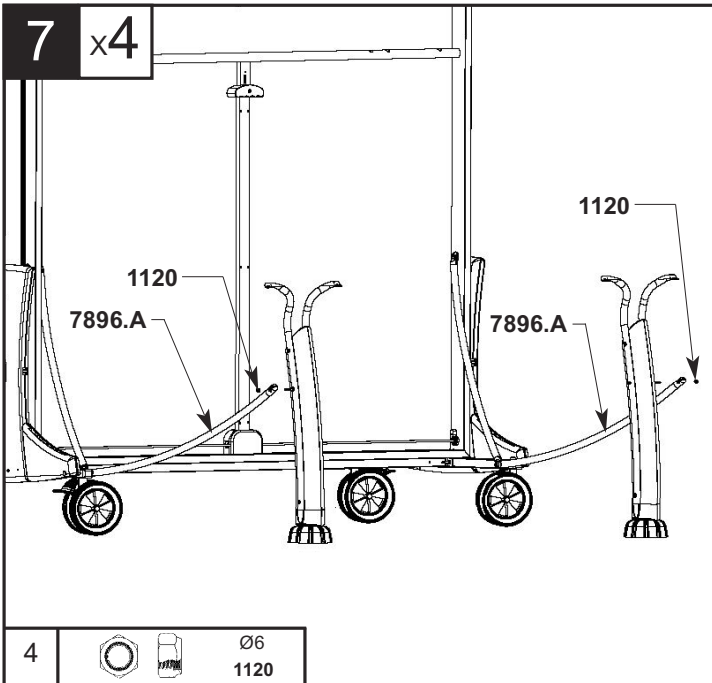


6 x2



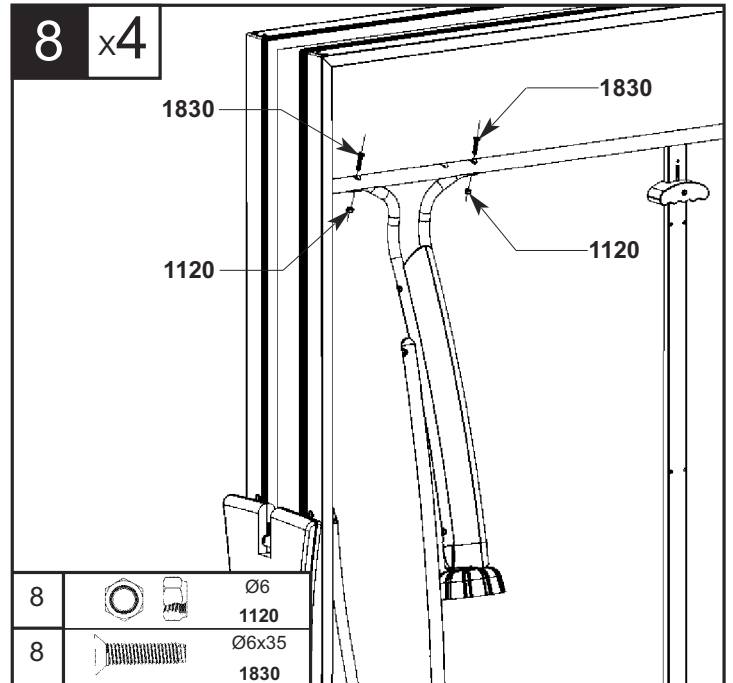
4		Ø6 1140
4		Ø6x110 1844
8		Ø6x74 1900

7 x4



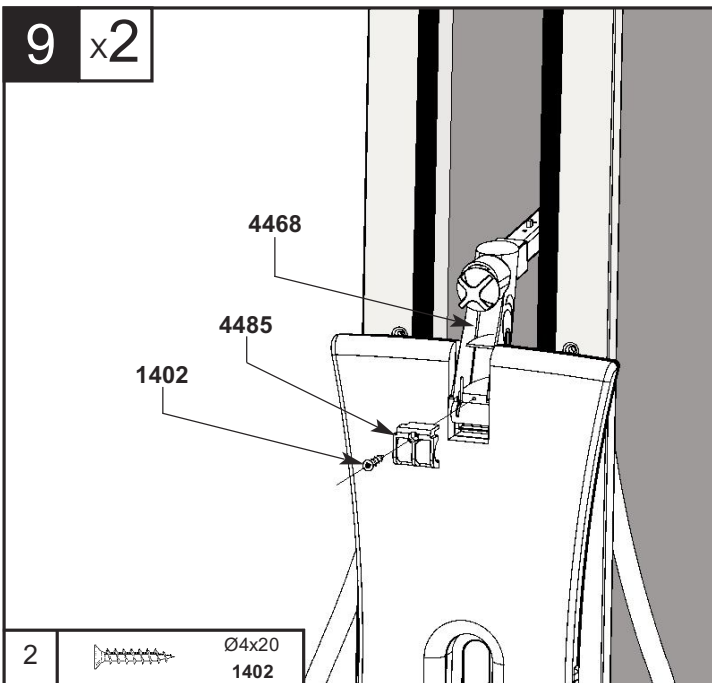
4		Ø6 1120
---	--	------------

8 x4



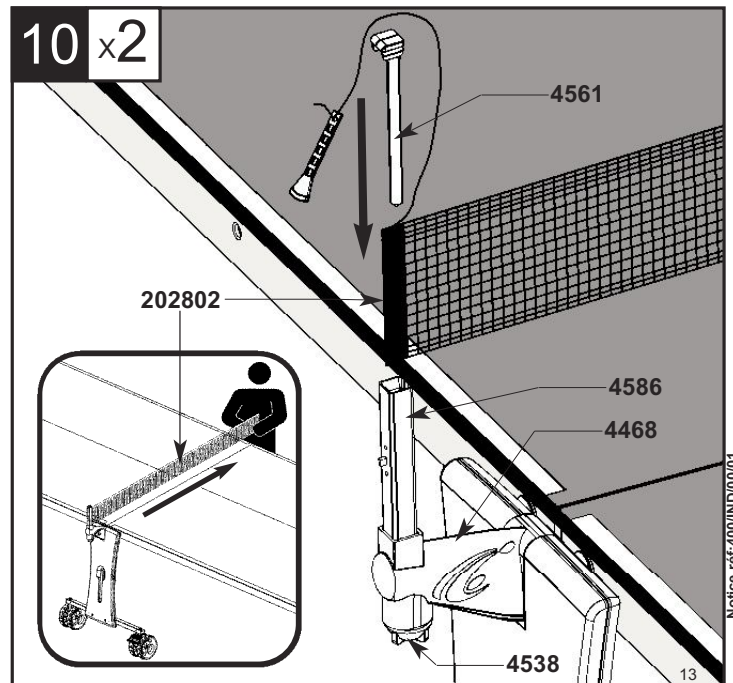
8		Ø6 1120
8		Ø6x35 1830

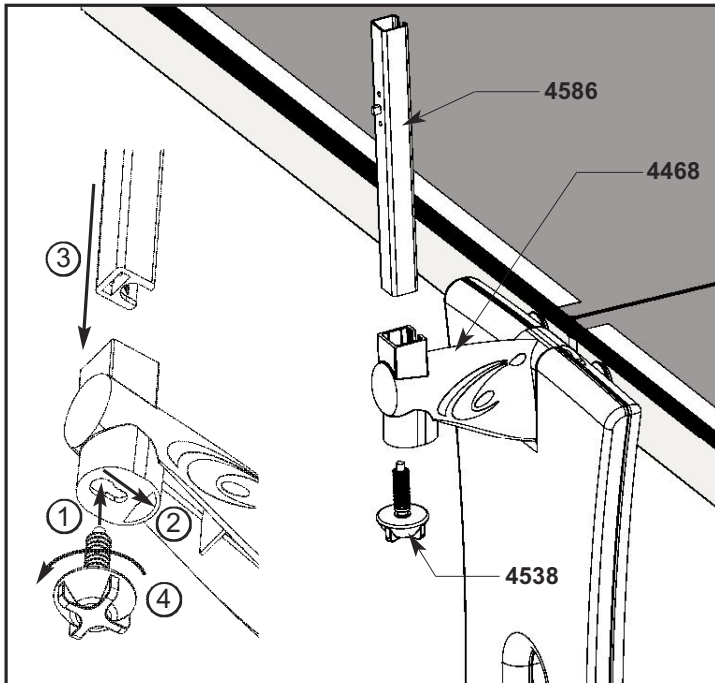
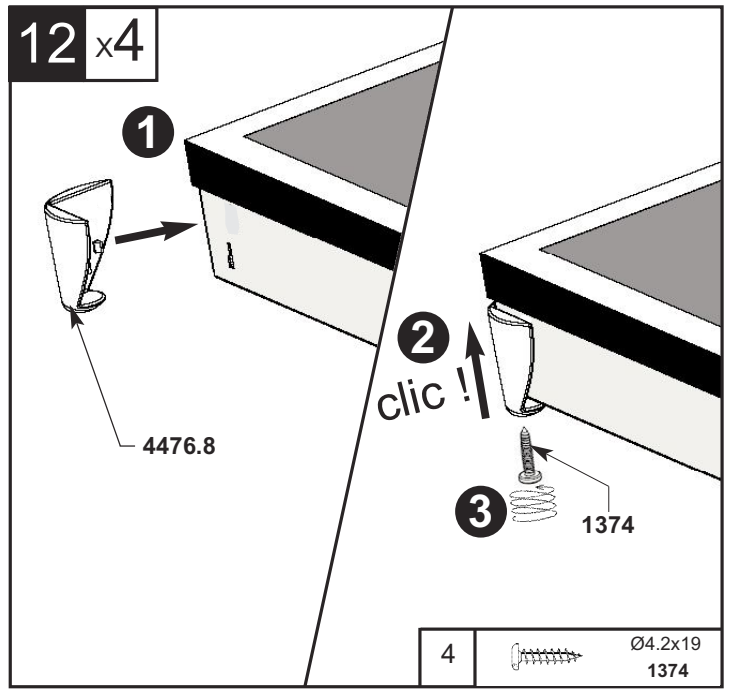
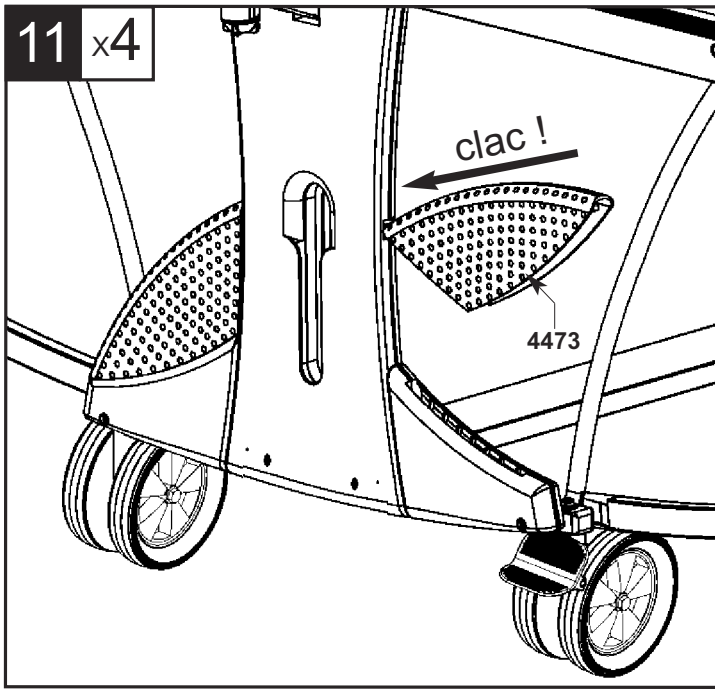
9 x2




2		Ø4x20 1402
---	--	---------------

10 x2



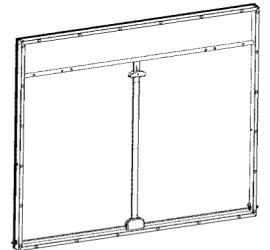
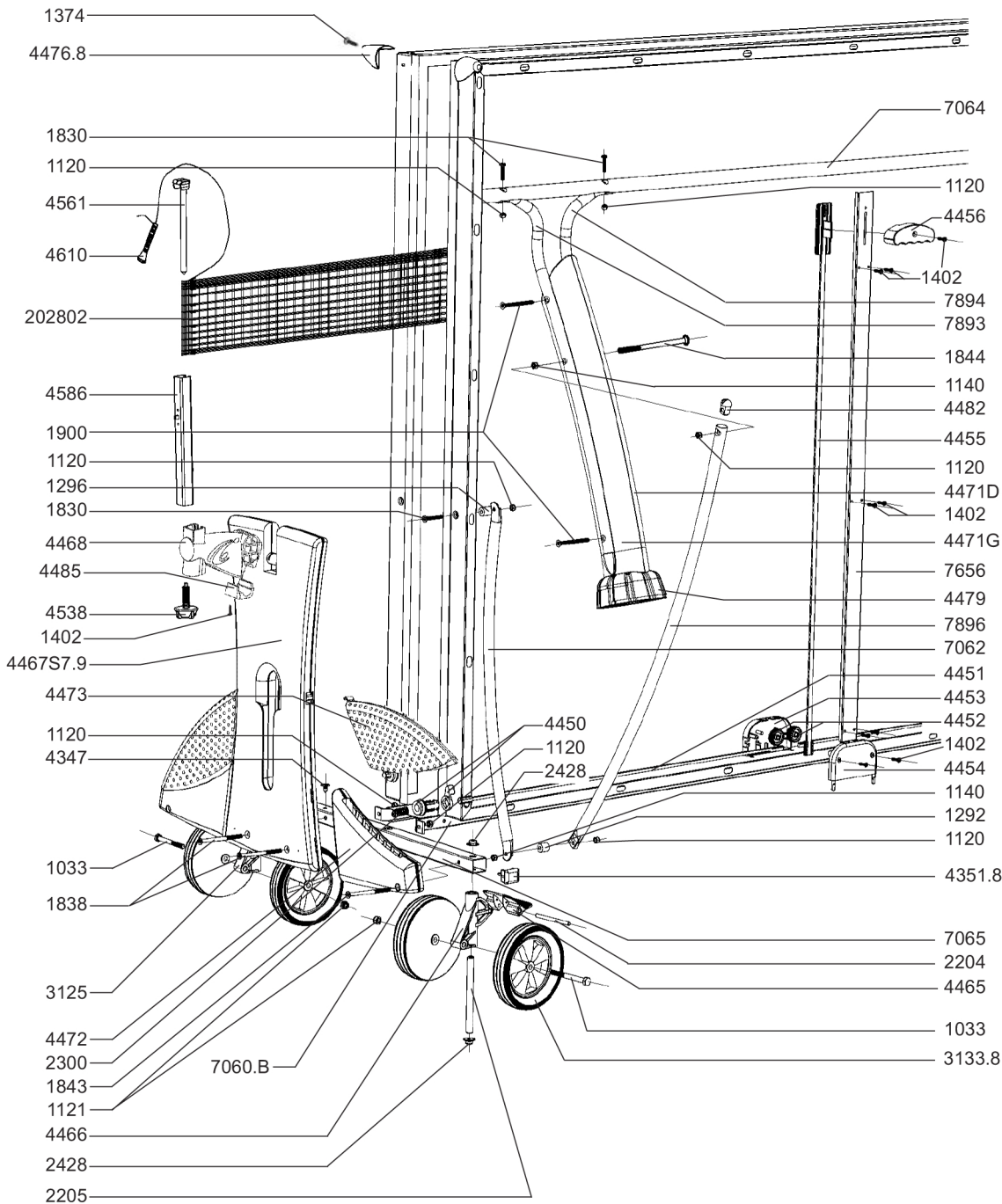


Remise en place du système de verrouillage en cas de dysfonctionnement - Repair of the locking system in case of malfunction - Öffnung des Verriegelungssystems für Reparatur - Reparatie (aleen indien) - Rimessa in ordine del sistema di chiusura in caso di malfunzionamento - ReparaciÓn (solamente si es necesario) - Colocaço em posiço do sistema de bloqueio no caso de disfunço - Ξαναθέτετε στη θέση το σύστημα κλειδώματος σε περίπτωση δυσλειτουργίας - A zárrendszer helyreállítása működési hiba esetén - Przywrócenie systemu blokady w przypadku niewłaściwego działania - Reglarea sistemului de blocare în caz de disfuncție - Nasazení zajišťovacího systému v případě špatného fungování stolu - Установить систему блокировки в случае функционального сбоя.



Nomenclature des pièces détachées - Spare parts list

INDOOR BLEU PL134900/1



	Ø8x80 1033
	Ø6 1140
	Ø6 1120
	Ø8 1121
	Ø6x15x15 1292
	Ø6x15x21 1296
	Ø4.2x19 1374
	Ø4x20 1402
	Ø6x74 1900
	Ø6x35 1830
	Ø6x80 1838
	Ø6x90 1843
	Ø6x110 1844
	2300